



# Cup o' Fish

[More Kinder Crafts](#)

Make an edible aquarium in a cup. This is a great party treat you can make with your child. You will need:

- blue jello
- gummy fish (or fruit-flavored sharks)
- clear plastic cups.




	<ul style="list-style-type: none"><li>• Make blue jello according to the directions on the box.</li><li>• Pour into clear plastic cups.</li><li>• Let them cool in the refrigerator until partially set - about an hour.</li></ul>
	<ul style="list-style-type: none"><li>• When they're partially set, place a few gummy fish in each cup.</li><li>• Put them in the refrigerator until they're completely set.</li><li>• Eat and enjoy!</li></ul>

Variations include:



- Frozen fish-popsicles (just freeze the jello in popsicle





molds - add the gummy fish when they are partially set - unmold very gently when entirely frozen). These are really messy to eat and are best eaten outside.

- An entire punch bowl of fish jello (made like the cup o' fish)!